



Activity Booklet
Elementary School

My name is: _____

My school name: _____

Welcome Chaperones!

This activity booklet will help you guide your group through the galleries at the museum.

- ☆ Every participant will receive their own booklet. The booklet is intended for English readers. If your group includes pre-readers or ELL, you may choose to read the questions aloud.
- ☆ You can read questions out-loud, let your group participants work individually, in partners, or in groups of three.
- ☆ It is okay if you don't finish the booklet. Looking at the exhibits and talking about them are the most important things

Galleries visited in this booklet: Transportation; Communication; Links to the Past. All galleries in this booklet are all located on the 1st floor of the museum. You are welcome to explore other galleries in the museum with your group.

Suitable Age group: Ages 5-9

Learning Themes:

- Police Officers are a part of our community
- Police Officers help keep the community safe
- Police Officers do different jobs and move around in many ways
- Police Officers can be recognized by their shield
- Anyone can become a Police Officer

Learning Techniques: Participants will:

- Write short answers
- Draw a map
- Make sketches
- Make close observations
- Choose descriptive vocabulary
- Discuss answers
- Extract information from exhibits



Welcome to the Police Academy!

Everyone has to go through training at the Police Academy before becoming Police Officers.

Your Job:


Complete the challenges in this book to learn what it takes to become a Police Officer

Junior Officer's Discovery Zone

Walk around the Junior Officer's Discovery Zone and find the Police Officer's uniform.

What equipment does a Police Officer carry?

Draw one object a Police Officer carries.




There are many different jobs in the Police Department.
Some Police Officers solve crimes and are detectives.
Some Police Officers work in the Harbor Unit and patrol the water.
Police Officers can also work in the Emergency Services Unit.

Look at the Emergency Service Unit truck. What do you think an Emergency Service Unit officer does?

What are some tools used by an Emergency Service Unit?

Draw some of the tools in the Emergency Service Unit truck.




Communication Gallery

It is very important for Police Officers to be able to contact each other.

Many years ago, Officers used rattles to call other officers.

Find the rattle. Draw a picture of the rattle



Today, officers use computers and radios to talk.

Choose an object in the gallery.

What do you think it is? _____

Do you think it was used a long time ago, or today? _____

Why? _____

How does this object help Police Officers contact each other?

Describe in words and Draw a picture of your object



Links to the Past Gallery

It is important for everyone to recognize a Police Officer.

Look at the pictures and objects in this gallery.

What are the different ways that you can tell who is a Police Officer?
Draw or write your answer:



Every Officer wears a shield.

Over many years the Police Officer's shield has changed.

Look at the shields in the gallery.

Choose your favorite shield. What does it look like?

How is it **different** from the other shields? _____

How is it the **same** as the other shields? _____

Find the shield that Police Officers use today.

Use your imagination

The Job of Police Officers is to help keep everyone safe. Imagine that you are a police officer. What would it be like? What would you do? Talk to your classmates to get ideas. Draw a Picture or Write about your day as a Police Officer.

A large, empty rectangular box with a thin black border, intended for a student to draw a picture or write about their day as a police officer.

Create a Postcard

Choose your favorite exhibit at the museum. Draw a picture of yourself standing in front of the exhibit as if someone took a picture. Cut out your postcard, glue the two pieces together between cardstock and mail it to a friend. Tell them all about your visit to the New York City Police Museum.

My name is: _____ My exhibit is: _____

Place Stamp Here

